



## 6. Wiring Diagram

### 6-1. Wiring Diagram - Main Board





## 6-2. Wiring Diagram



6-3. Connector Functions

Connector Name	Function Description
CN101	VGA Signal Input Port. *Symptom: No RGB Signal.
CN102	DVI Signal Input Port. *Symptom: No DVI Signal
CN703	HDMI Signal Input Port *Symptom: No HDMI Signal.
CN400	It delivers the LVDS signal from the Main Board to the Panel.
CN600	It provides 5V and 18V power from the SMPS to the Main Board *Symptom: No Power.
CN500	Analog Sound Input Port *Symptom: No Analog Sound Output
CN501	Sound Headphone Port *Symptom: No Sound Headphone for the Connected External Device

6-4. Cables

Use	LVDS Cable	
Model	2494HS	2494HM
Code	BN96-02854Y	BN96-02584J
Photo		

**Memo**